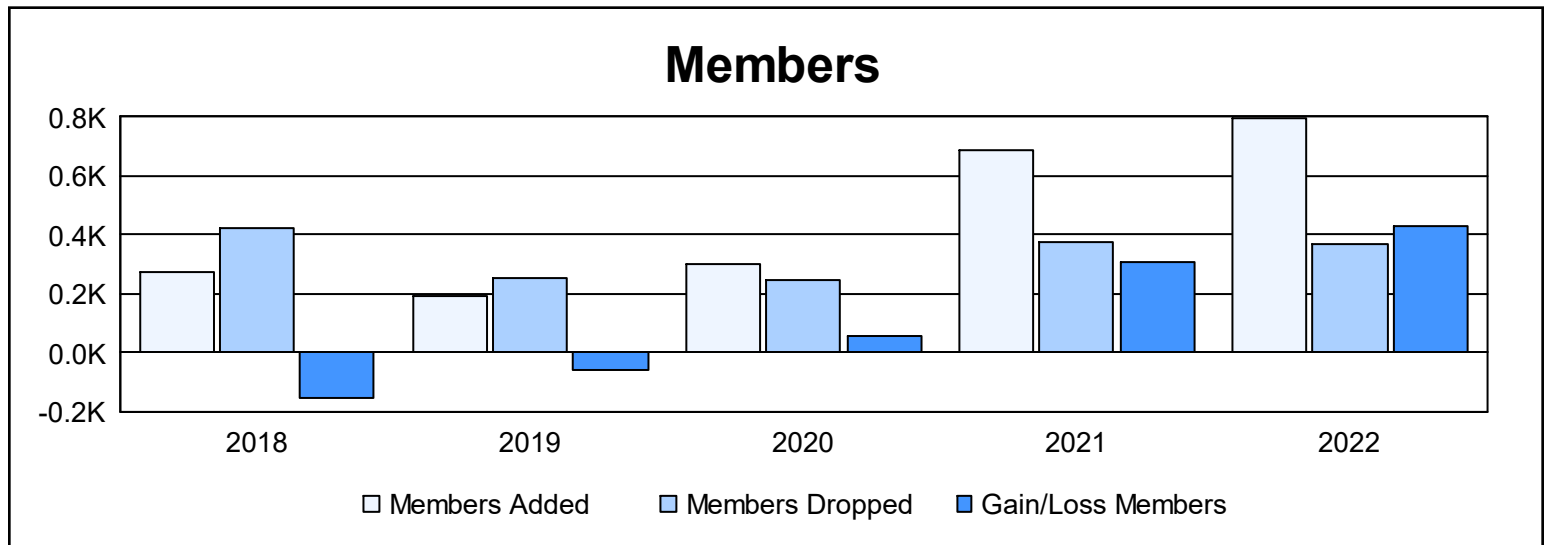
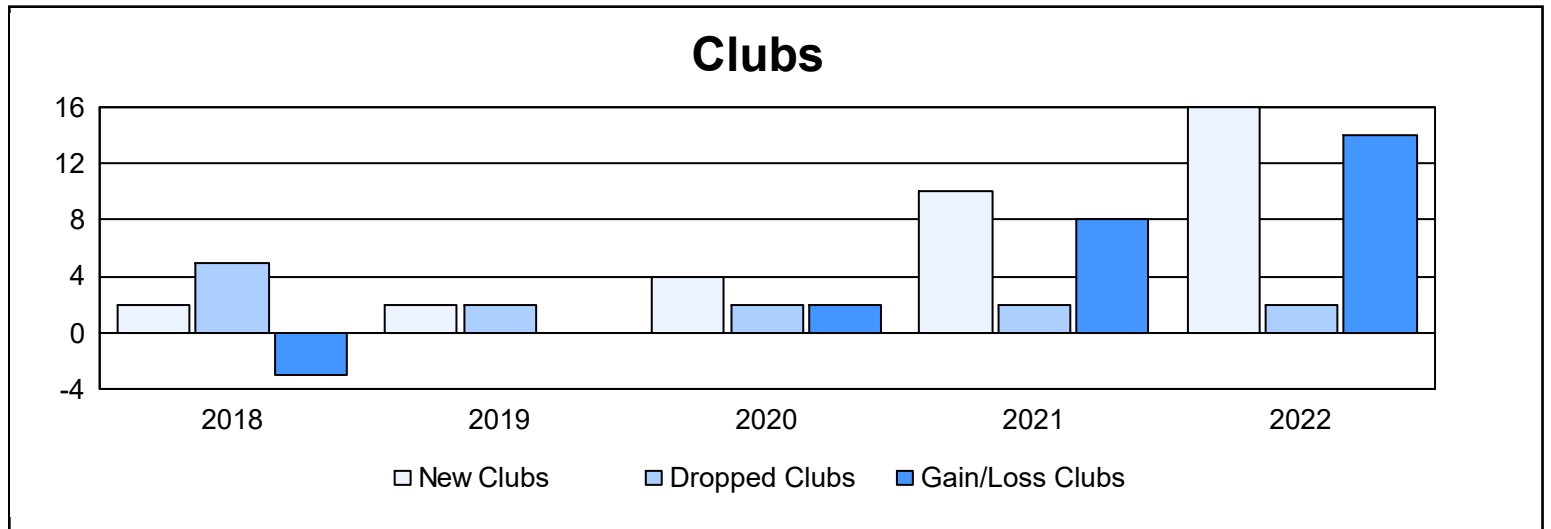
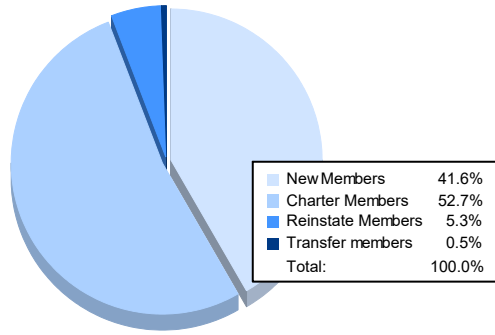


Year	New Clubs	Dropped Clubs	Gain/ Loss Clubs	New Members	Charter Members	Reinstate Members	Transfer Members	Total Member Added	Total Members Dropped	Gain/ Loss Members
2017-2018	2	5	-3	188	76	9	0	273	425	-152
2018-2019	2	2	0	121	53	16	0	190	251	-61
2019-2020	4	2	2	199	92	9	1	301	244	57
2020-2021	10	2	8	364	297	23	2	686	378	308
2021-2022	16	2	14	332	421	42	4	799	371	428
<b>Average</b>	<b>7</b>	<b>3</b>	<b>4</b>	<b>241</b>	<b>188</b>	<b>20</b>	<b>1</b>	<b>450</b>	<b>334</b>	<b>116</b>



### Membership Composition June 2022 Cumulative



### Gender Composition June 2022 Cumulative

